

NurseryStone™

simply beautiful simply installed®



andscape projects give you the best return on your home improvement."

LANDSCAPE FEATURE WALLS

A LANDSCAPE FEATURE WALL

can add a beautiful new dimension to your yard. With NurseryStone™, you get a natural-looking wall that stacks up to anything a professional landscaper can build.

NurseryStone™ BLOCKS ARE VERSATILE

There are beveled blocks for easy assembly of straight, or winding walls. Utilize the square sided block on top as a finishing cap to your wall.

HELPFUL PATENTED FEATURES

1. Sidewall handholds make it easy to grip and lift the blocks.
- The bottom heel enables the block to hook over the course below, securing the block and providing the proper set-back.

A FEW SIMPLE TOOLS ARE ALL YOU NEED


See instructions on reverse side. A beautiful feature wall for your yard could be right around the corner.



UNIQUELY TEXTURED FACE



EASY HANDLING / BOTTOM VIEW



ALIGNMENT HEEL / HANDHOLDS

NurseryStone™


*for walls up to 2 feet high




INSTALLATION GUIDE




1



2



3



4

PRODUCT BENEFITS

- Lightweight blocks mean faster, safer installation.
- Blocks are designed to stack easily to form a solid, sturdy wall.
- Blocks fit together snugly (without gaps) to give a wall the professional look.
- Beveled sides allow walls to form graceful curves
- Straight sides maintain a gap-free appearance along straight sections of wall.

EASY INSTALLATION

SEE INSTALLATION GUIDE AT LEFT.

1. Determine line and height of wall. Dig trench 2" deep and 12" wide.
2. Fill trench half full with level, compacted gravel. Install first layer of blocks, leveling side-to-side and front-to-back.
3. Place remaining blocks onto wall in a cross bond pattern.
4. Continue leveling the wall as you go, compacting all loose dirt behind wall.

GUIDELINES & INFORMATION

- Soil conditions, land slope and water table affect final design.
- Walls require a minimum 1-inch of gravel base.
- Determine square footage of wall by multiplying height x length. Total blocks needed: sq. ft. x 3.

TOOLS & MATERIALS

Shovel, wheelbarrow, level, string line, and wooden stakes. A 3/4" minus gravel is recommended.

STANDARD UNIT

WEIGHT — 30 lbs.

SIZE — 4" high x 12" wide x 8" deep

NOTE: Check with local manufacturer for color availability.