

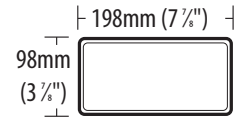
# Slimline Holland Stone

## Slimline Holland Stone

New this year is our classic Holland shape in a Slimline paver profile. It is a great option for overlays where height is a concern, or pedestrian areas which will never receive vehicular traffic. Holland Slimline mixes well with our other pavers and makes an excellent border for the Cobble Slimline.

## Dimensions:

Thickness: 40mm (1 9/16")\*  
Width: 98mm (3 7/8")  
Length: 198mm (7 7/8")  
Pcs/SqFt: 4.51  
Approx Wt: 40mm - 4lbs/pc



## Composition and Manufacture

Holland Stone is made from a low moisture concrete mixture. It is made under high pressure and high frequency vibration, producing a very dense stone, low in water absorption (less than 5%) and high in compressive strength PSI (above 8000). It is designed to meet or exceed ASTM C-936 and ASTM C-67 (freeze/thaw) specifications. Holland Stone is available in a large variety of stock colors and color blends. Custom and non-stock colors are available upon request.

**“Enjoy the Durability, Beauty, Convenience and Value of The Perfect Paving System”**

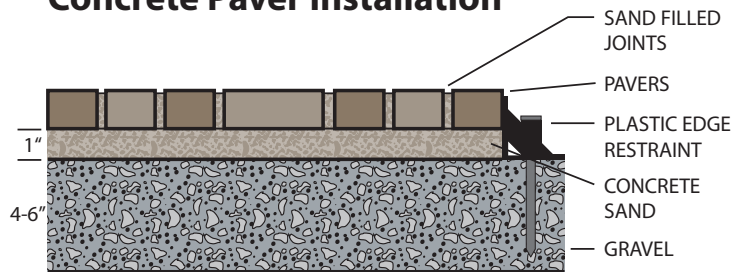
## Applications:

- Western Interlock Slimline pavers may be used for:
- Patios • Walkways • Pool Decks • Malls • Roof Decks
  - Plazas • Courtyards • Streets •

## Installation:

1. Layout and excavate 6"-8" deep, 4"-6" beyond finished size. Compact sub-grade. Backfill with crushed aggregate and compact again. Assure a minimum of 1 1/2" of slope in 10' of drainage. Typically 3"-4" of compacted base should be used for pedestrian traffic.
2. Screed concrete sand or similar product on a prepared base to a uniform depth of 1".
3. Place stones on sand bed. Cutting of stones can be done with a masonry saw or a stone splitter.
4. Place edge restraint along edges to hold edge. You may use concrete, PVC edge system, treated wood or steel.
5. Compact paving stone with a vibratory plate compactor until uniformly level and true to grade. Only make one pass in each direction with the compactor to prevent breakage. Fill joints by sweeping in sand.

## Typical Cross Section of Concrete Paver Installation



## Paving Stones and Retaining Wall Systems Made for the Northwest


Western Interlock, Inc. (503)623-9084  
10095 Rickreall Rd. 1(800) 627-3153  
Rickreall, Oregon 97371 fax (503) 623-9122




# Slimline Holland Stone Installation Patterns

There are many patterns you can use in the installation of paving stones. We have provided some basic patterns below.

## **100% Holland Running Bond**



## **100% Holland Basket Weave**



## **100% Holland Herringbone**

