

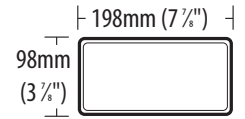
Slimline Holland Stone

Slimline Holland Stone

New this year is our classic Holland shape in a Slimline paver profile. It is a great option for overlays where height is a concern, or pedestrian areas which will never receive vehicular traffic. Holland Slimline mixes well with our other pavers and makes an excellent border for the Cobble Slimline.

Dimensions:

Thickness: 40mm (1 9/16")*
Width: 98mm (3 7/8")
Length: 198mm (7 7/8")
Pcs/SqFt: 4.51
Approx Wt: 40mm - 4lbs/pc



Composition and Manufacture

Holland Stone is made from a low moisture concrete mixture. It is made under high pressure and high frequency vibration, producing a very dense stone, low in water absorption (less than 5%) and high in compressive strength PSI (above 8000). It is designed to meet or exceed ASTM C-936 and ASTM C-67 (freeze/thaw) specifications. Holland Stone is available in a large variety of stock colors and color blends. Custom and non-stock colors are available upon request.

“Enjoy the Durability, Beauty, Convenience and Value of The Perfect Paving System”

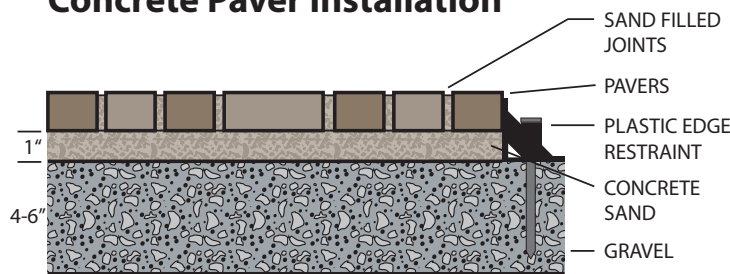
Applications:

- Western Interlock Slimline pavers may be used for:
- Patios • Walkways • Pool Decks • Malls • Roof Decks
 - Plazas • Courtyards • Streets •

Installation:

1. Layout and excavate 6"-8" deep, 4"-6" beyond finished size. Compact sub-grade. Backfill with crushed aggregate and compact again. Assure a minimum of 1 1/2" of slope in 10' of drainage. Typically 3"-4" of compacted base should be used for pedestrian traffic.
2. Screed concrete sand or similar product on a prepared base to a uniform depth of 1".
3. Place stones on sand bed. Cutting of stones can be done with a masonry saw or a stone splitter.
4. Place edge restraint along edges to hold edge. You may use concrete, PVC edge system, treated wood or steel.
5. Compact paving stone with a vibratory plate compactor until uniformly level and true to grade. Only make one pass in each direction with the compactor to prevent breakage. Fill joints by sweeping in sand.

Typical Cross Section of Concrete Paver Installation



Paving Stones and Retaining Wall Systems Made for the Northwest


Western Interlock, Inc. (503)623-9084
10095 Rickreall Rd. 1(800) 627-3153
Rickreall, Oregon 97371 fax (503) 623-9122




Slimline Holland Stone Installation Patterns

There are many patterns you can use in the installation of paving stones. We have provided some basic patterns below.

100% Holland Running Bond



100% Holland Basket Weave



100% Holland Herringbone

