

Turf Stone

Turf Stone

Preserving green space, reducing storm run-off and erosion control are the primary uses for Turf Stone. The stone is designed to provide 60% concrete surface with 40% open area. The open spaces allow ample space for planting grass or similar ground cover when filled. Turf Stone is perfect for the natural look of lawn with the hard wearing qualities of concrete.

Composition and Manufacture

Turf Stone is made from a low moisture concrete mixture. It is made under high pressure and high frequency vibration, producing a very dense stone, low in water absorption (less than 5%) and high in compressive strength PSI (above 8000). It is designed to meet or exceed ASTM C-936 and ASTM C-67 (freeze/thaw) specifications.


“Enjoy the Durability, Beauty, Convenience and Value of The Perfect Paving System”

Installation:

1. Layout and excavate 6"-8" deep, 4"-6" beyond finished size. Compact sub-grade. Backfill with crushed aggregate and compact again. Assure a minimum of 1 ½" of slope in 10' of drainage. Typically 4"-6" of compacted base should be used for light vehicular and pedestrian traffic, or 6"-12" for heavy vehicular or industrial traffic.
2. Screed concrete sand or similar product on a prepared base to a uniform depth of 1".
3. Place stones on sand bed. Cutting of stones can be done with a masonry saw or a stone splitter.
4. Place edge restraint along edges to hold edge. You may use concrete, PVC edge system, treated wood or steel.
5. Compact paving stone with a vibratory plate compactor until uniformly level and true to grade. Fill joints by sweeping in sand.

Dimensions:


Thickness: 100mm (4")
Width: 400mm (15 ¾")
Length: 600mm (23 ⅝")
Pcs/SqFt: .44
Approx Wt: 73lbs/pc



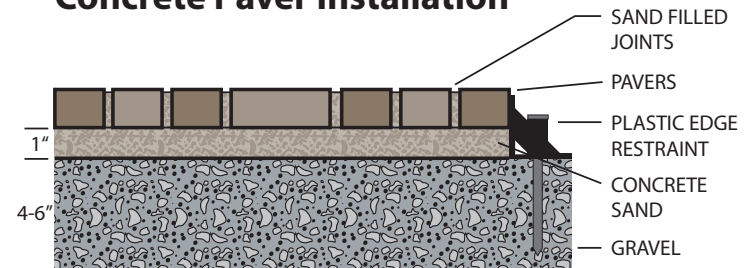
Applications:

- Western Interlock pavers may be used for:
- Patios • Walkways • Pool Decks • Malls
 - Plazas • Courtyards • Driveways

Installation Pattern



Typical Cross Section of Concrete Paver Installation



Paving Stones and Retaining Wall Systems Made for the Northwest

Western Interlock, Inc. (503)623-9084
10095 Rickreall Rd. 1(800) 627-3153
Rickreall, Oregon 97371 fax (503) 623-9122

