

# Camino Stone

## Camino Stone

Camino Stone provides a unique look that resembles the look of old European streets. The traditional cobble finish and many color choices gives this stone an exciting array of possibilities, making it one of our most popular.

Roca Camino Stone offers a unique surface treatment produced by individually tumbling the stones. Roca Camino Stone has a broken edge with dramatic, rugged old world look.

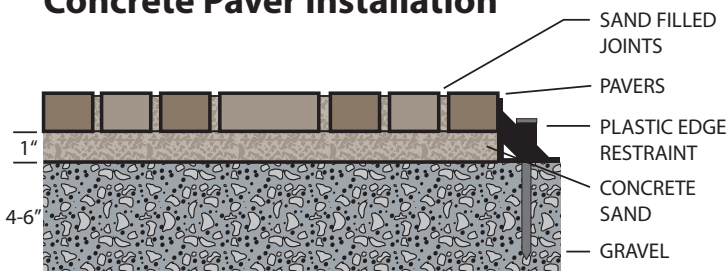
Camino Stone is available in three sizes with old world charm and vivid pattern combinations that lend themselves well to beautiful project designs.

## Composition and Manufacture

Camino Stone is made from a low moisture concrete mixture. It is made under high pressure and high frequency vibration, producing a very dense stone, low in water absorption (less than 5%) and high in compressive strength PSI (above 8000). It is designed to meet or exceed ASTM C-936 and ASTM C-67 (freeze/thaw) specifications. Camino Stone is available in a large variety of stock colors and color blends. Custom and non-stock colors are available upon request.

**“Enjoy the Durability, Beauty, Convenience and Value of The Perfect Paving System”**

## Typical Cross Section of Concrete Paver Installation



## Dimensions:

Thickness: 60mm (2 3/8")

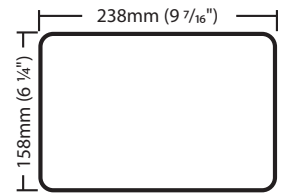
### Large Rectangle

Width: 158mm (6 1/4")

Length: 238mm (9 7/16")

Pcs/SqFt: 2.42

Approx Wt: 11 lbs/pc



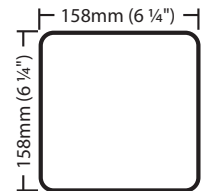
### Square

Width: 158mm (6 1/4")

Length: 158mm (6 1/4")

Pcs/SqFt: 3.65

Approx Wt: 8 lbs/pc



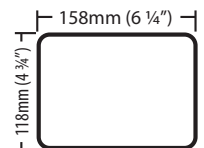
### Small Rectangle

Width: 118mm (4 3/4")

Length: 158mm (6 1/4")

Pcs/SqFt: 2.42

Approx Wt: 6 lbs/pc



## Applications:

Western Interlock pavers may be used for:

- Patios • Walkways • Pool Decks • Malls • Roof Decks
- Plazas • Courtyards • Driveways

## Installation:

1. Layout and excavate 6"-8" deep, 4"-6" beyond finished size. Compact sub-grade. Backfill with crushed aggregate and compact again. Assure a minimum of 1 1/2" of slope in 10' of drainage. Typically 4"-6" of compacted base should be used for light vehicular and pedestrian traffic, or 6"-12" for heavy vehicular or industrial traffic.
2. Screed concrete sand or similar product on a prepared base to a uniform depth of 1".
3. Place stones on sand bed. Cutting of stones can be done with a masonry saw or a stone splitter.
4. Place edge restraint along edges to hold edge. You may use concrete, PVC edge system, treated wood or steel.
5. Compact paving stone with a vibratory plate compactor until uniformly level and true to grade. Fill joints by sweeping in sand.

## Paving Stones and Retaining Wall Systems Made for the Northwest

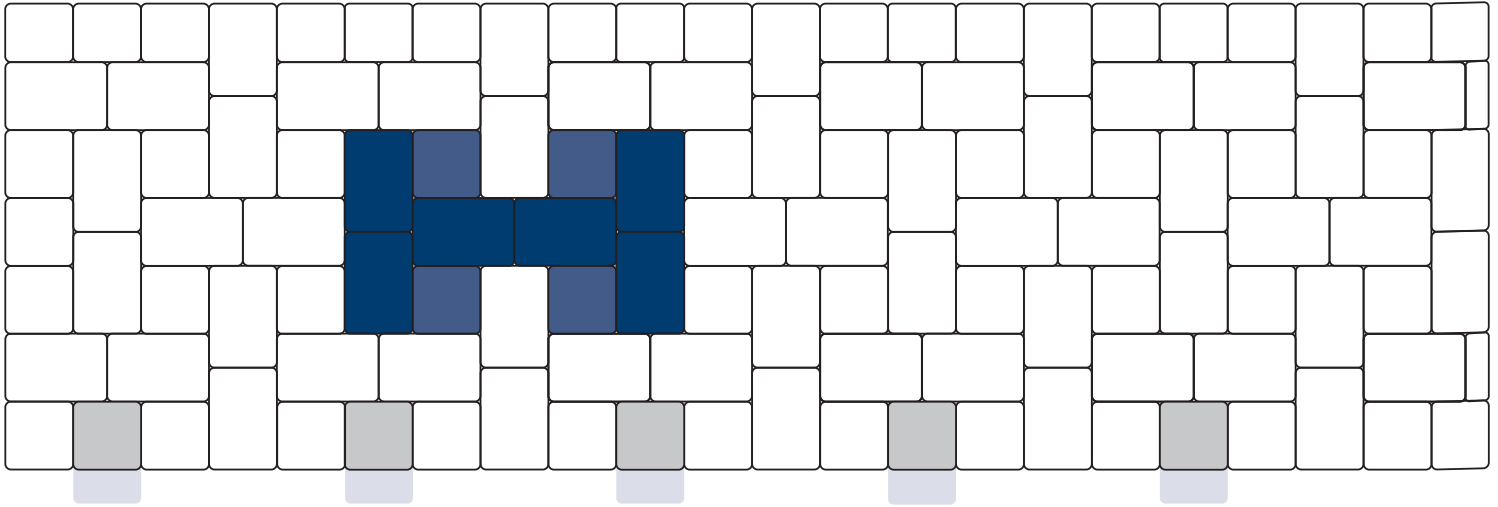
Western Interlock, Inc. (503)623-9084  
10095 Rickreall Rd. 1(800) 627-3153  
Rickreall, Oregon 97371 fax (503) 623-9122



# Camino Stone Installation Patterns


There are many patterns you can use in the installation of paving stones. We have provided some basic patterns below. Keep in mind that Large Rec, Small Rec and Square Camino Stones all module together, expanding your creative options.

## **73% Large Rec 27% Small Rec Muster K**



*\*Muster K is a pattern based on a repeating "I" shape of rectangles with four squares (blue stones). This drawing shows how the stones module with a minimum of cuts. To continue the pattern in a larger area, replace shaded gray squares with rectangles (ghosted blue stones at bottom) and repeat pattern.*

## **46% Large Rec 31% Square 23% Small Rec Step Running Bond**



## **60% Large Rec 40% Small Rec Step Running Bond**

